PRYMAT

CNBOP-PIB 1116/2011 CNBOP-PIB 1240/2012 CE IP53

General purpose

Prymat luminaire is supposed to indicate emergency escape routes and emergency exits with suitable pictograms. Additionally, the luminaire with fluorescent lamp can be used as illuminating fixture. Prymat can be adopted in public facilities or in workplaces and it is compatible with all emergency lighting systems offered by Hybryd.

Additional information about emergency lighting luminaires - p. 24

Technical data

CATEGORIES \ LIGHT SOURCE	8W lamp	LED
Power supply	230VAC/50Hz	
Power consumption	<12W	<4W
Protection class	II	
Radio noise	Level N	
Protection degree	IP 53	
Light source	TL8W - G5	White LED
Accumulator type	NiCd HT	
Recharging time	24h	
Emergency work time	1h, 2h, 3h	3h
Ambient temperature	0°C - 50°C	
Connector	3 x 0,5 ÷2,5 mm² (maintained) 2 x 0,5 ÷2,5 mm² (non-maintained)	
Lighting flux	450lm	-
Emergency efficiency	40%	100%

Casing

Available in white colour RAL 9003(different colours available)

– colour: white
– lamp cover: flat, oval
– lamp cover colour: frosted or transparent

Available versions

Check final pages of this catalogue.

Mounting types

Check 3rd page of the catalogue cover.

Dimensions

PRYMAT - one-sided

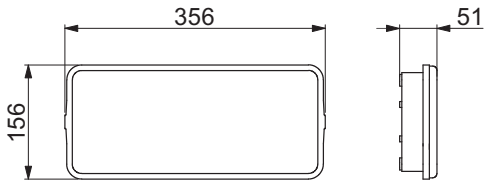

PRYMAT - two-sided

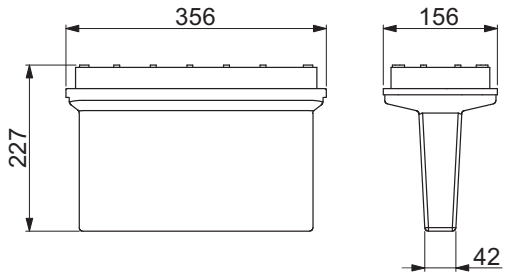

Hybryd Ltd.
28 Sikorskiego Street, 44-120 Pyskowice
tel: +48 (32) 233 98 83
fax: +48 (32) 233 98 84
email: hybryd@hybryd.com.pl
www: hybryd.com.pl

PRYMAT

Version with fluorescent lamp

Luminaire	Lampshade	Execution	T_{aw} [h]	Work mode	Pictogram	Temperature range
PRYMAT		ST	1	C	P01	
	DW[1]	AT	2	J	...	T
		CT	3	N	P29	
		TS				
		CB				
		CB-MA				

Example of creating a name: PRYMAT CT 2J P08

Version with LED

Luminaire	Lampshade	Execution	Work mode	Light source	Pictogram	Temperature range
PRYMAT		ST	C	LED	P01	
	DW[1]	AT	J		...	T
		CT	N		P29	
		TS				
		CB				
		CB-MA				

Example of creating a name: PRYMAT DW CT J LED P08

PROFIL

Version with fluorescent lamp

Luminaire	Execution	T_{aw} [h]	Work mode	Mounting[1]	Pictogram
PROFIL	ST	1	C	C12	P01
	AT	2	J	...	...
	CT	3		C18	P29
	CB			W7	
	CB-MA			...	
				W12	

Example of creating a name: PROFIL CT 1C W11 P12

Version with LED

Luminaire	Execution	Work mode	Light source	Mounting[1]	Pictogram
PROFIL	ST	C	LED	C12	P01
	AT	J		...	...
	CT			C18	P29
	CB			W7	
	CB-MA			...	
				W12	

Example of creating a name: PROFIL AT C LED W10 P07

[1)] For mounting types C12 and C15 standard distance luminaire from the ceiling 150mm, for C13 and C14 – 300mm.
Other distances available - extended delivery time.

Legend - p. 63

Hybryd® Ltd.
email: hybryd@hybryd.com.pl
www: hybryd.com.pl
tel: +48 (32) 233 98 83
fax: +48 (32) 233 98 84
Hybryd Ltd.
28 Sikorskiego Street, 44-120 Pyskowice

SFERA

Luminaire	Type of housing	Execution	Power [W]	T_{aw} [h]	Work mode
SFERA	N	ST	1x18W	2	J
	P	AT	2x18W		
		CT	1x26W		
		CB	2x26W		
			1x32W		

Example of creating a name: SFERA N CT 2x18W 2J

SQUARE

Luminaire	Type of housing	Execution	Power [W]	T_{aw} [h]	Work mode
SQUARE	N	ST	4x14W	2	J
	P	AT	4x18W		
		CT	2x36W		
		CB			

Example of creating a name: SQUARE P AT 4x18W 2J

Legend:

Photometric body type: see individual product data sheets.

Luminaire size:

Empty field – small

D – large.

Luminaire type or lamp cover:

N – surface mount

P – recessed

DW – luminaire two-sided or lamp cover two-sided.

Execution:

ST – standard

AT – autotest

CT – centraltest

TS – testsystem

CB – central battery,

CB-MA – central battery plus changeover module,

CB-MP – central battery plus addressing module,

CB-MAP – central battery plus changeover + addressing module .

T_{aw} [h] - emergency work time: CB is not defined.

Work mode:

C – non-maintained

J – maintained

N – night (only for CT).

Defined for ST, AT, CT, TS, CB-MA (luminaires LED) i CB-MAP (luminaires fluorescent).

Temperature range:

Empty field - standard temperature range

T – extended temperature range (see technical data) with thermostat H-323.

Casing coloure: fields with “*” available - extended delivery time.

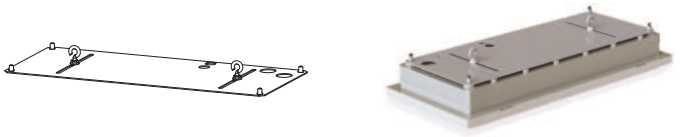

Mounting kit C101

Mounting kit designed to hang down luminaires PRYMAT, PRIMOS and HERKULES-P.

ATTENTION!
Strings or chains should be ordered separately.

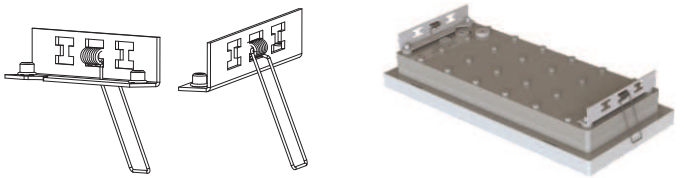

Mounting kit C105

Mounting kit designed for mounting luminaires PRIMOS, PRYMAT and HERKULES-P in suspended ceilings.

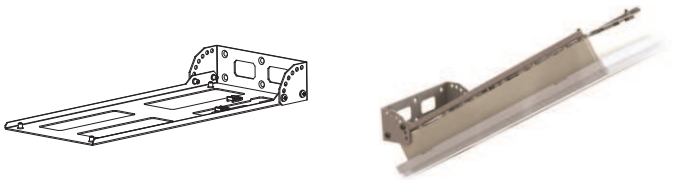

Mounting kit W121

Wall mounting kit designed for luminaires PRIMOS, PRYMAT and HERKULES-P. It allows mounting luminaire on the wall perpendicularly to it and for folding luminaire from the level 15, 30, 45, 60, 75 or 90 °. Using a mounting W121 luminaire is directed to the shorter side of wall.

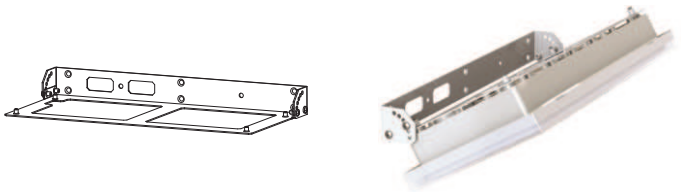

Mounting kit W122

Wall mounting kit designed for luminaires PRIMOS, PRYMAT and HERKULES-P. It allows mounting luminaire on the wall perpendicularly to it and for folding luminaire from the level 15, 30, 45, 60, 75 °. Using a mounting W121 luminaire is directed to the longer side of wall.

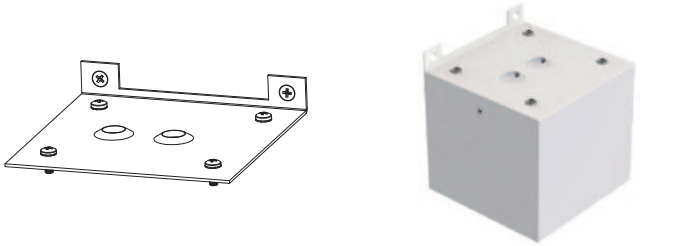

Mounting kit W131

Mounting kit designed for surface mounting of KWADRA luminaire on the wall in the way that the light is directed to the floor. It is recommended to use luminaire with SIDE type photometric body with mounting kit W131.

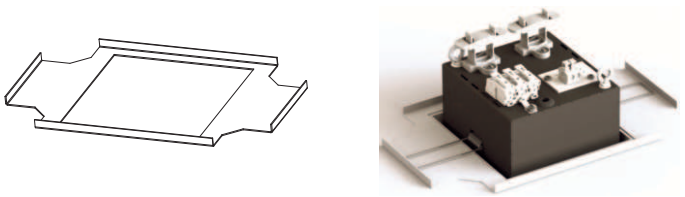

Reinforcement for soft ceilings

Addition designed for recessed execution of KWADRA luminaire. It allows mounting of luminaire in soft ceilings eg. in fiberglass ceilings.

Strings , chains

Steel strings, galvanized chains DIN 5685-A – designed for mounting pendant luminaires.

Chains available in dimension DIN 5685-A 1,5x12.

email: hybryd@hybryd.com.pl
www: hybryd.com.pl

tel: +48 (32) 233 98 83
fax: +48 (32) 233 98 84

Hybryd Ltd.
28 Sikorskiego Street, 44-120 Pyskowice

Versions - testing, monitoring

ST = Standard - emergency work test executed by turning off power supply

AT = Autotest - automatic and periodic test execution:
TEST A - lamp efficiency test, monthly;
TEST B - emergency work time measurement, annually;

CT = Centraltest - communication with the central unit or PC, full addressing of the luminaires, luminaires visualisation, system status reporting, many testing options, manual testing;

TS = Test System - communication with H-101TS central unit,
many testing options, manual testing with the use of H-101TS central unit

CB = Central Battery - 220V DC power supply from central battery, built-in LED 220VDC ballast and LED module;

BU = Buffer Supply - luminaire adapted for 12-24V DC buffer feeders, built-in LED 12-24V DC ballast and LED module.

Functions

1. Automatic power supply switch: basic work/emergency work. (only ST, AT, CT and TS).
2. Luminaire and accumulator state indication (only ST, AT, CT and TS).
3. Supervision of 230V power supply voltage and accumulator condition (only ST, AT, CT and TS).
4. Deep accumulator discharge protection (only ST, AT, CT and TS).
5. Automatic test execution (only AT, CT and TS).
6. Light source work supervision.

Indication

The luminaire condition is indicated by LED. There is no LED indication during emergency mode:

Green - accumulator condition (only ST, AT, CT, TS)
Red - luminaire condition (only AT, CT, TS).

More details described in product manuals.

Lighting versions

Maintained (M) - basic lighting provided all the time (uses 230V); in case of power supply failure switches automatically into emergency mode (accumulator).
Non-maintained (NM) - standby mode as a standard (no lighting); in case of power supply failure switches automatically into emergency mode (accumulator).

Hybryd® Ltd.
email: hybryd@hybryd.com.pl
www: hybryd.com.pl
tel: +48 (32) 233 98 83
fax: +48 (32) 233 98 84
Hybryd Ltd.
28 Sikorskiego Street, 44-120 Pyskowice

Mounting types

PROFIL

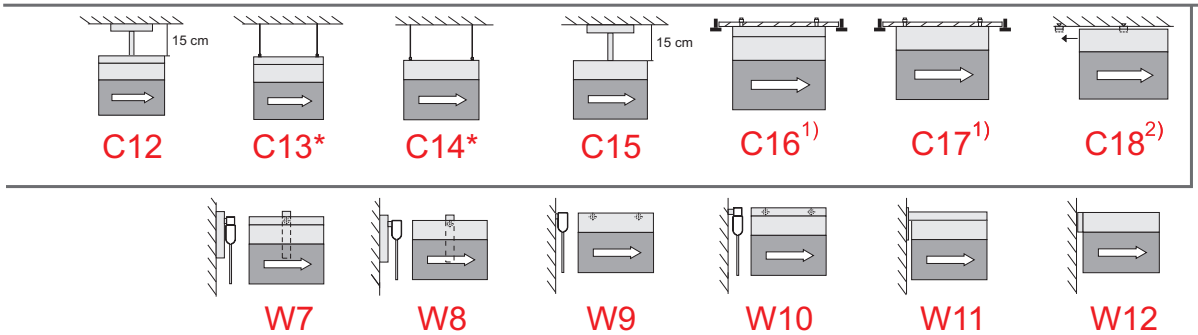

CRYSTAL

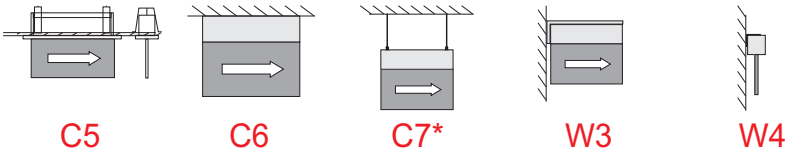

ALU

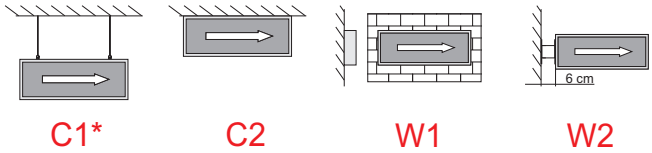

SPARK

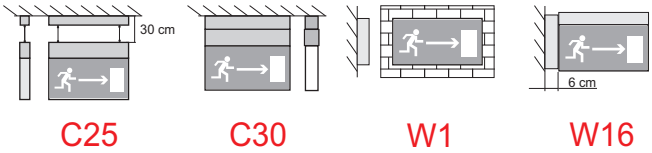

PROFILIGHT

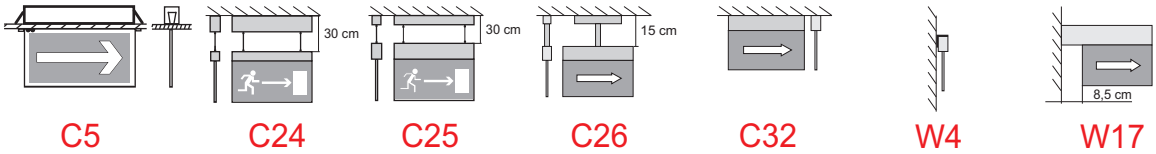

H-207 TELESTO

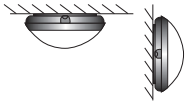

H-207 SUPERNOVA

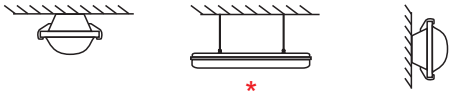

KWADRA ORBIT LED

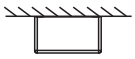

KWADRA ORBIT LED

OWA LED

OWA ATOM LED OWA POWER LED

KWADRA N

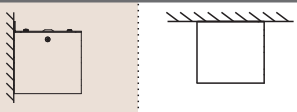

KWADRA P

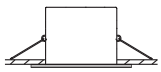

PRIMOS

PRYMAT

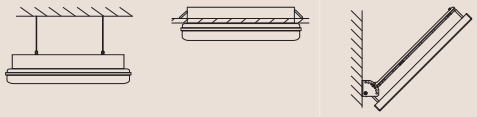

ACCESSORIES
(ordered separately)

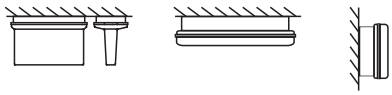

PRYMAT DW

LEGEND
- CONSTANT CEILING
- SUSPENDED CEILING
- MODULAR CEILING

* Strings or chains available on request.
[1)] Requires access to ceiling void.
[2)] Only for ST, CB.

Pictograms

P01

P02

P03

P04

P05

P06

P07

P08

P09

P10


P11

P12

P13

P14

P15

P16

P17

P18

P20

P21

P22

P23

P24

P25

P26

P27

P28

P29